



REPORT TO
STATE RACING COMMISSION
COMMONWEALTH OF PENNSYLVANIA
Harrisburg, Pennsylvania

Report to the board and commission from licensee with regards to its efforts to enhance live racing at Presque Isle Downs & Casino's racetrack in accordance with provisions of § 1211(a)(2) of the table games legislation.

Name of Licensee: Presque Isle Downs, Inc.

Part I.
Live Attendance

- 1. Furnish documentation of how the introduction of slot machine gaming at the Licensed racetrack has enhanced live racing by increasing live attendance over the calendar year. Please include the following:**

- A. Total Attendance Statistics – daily, monthly and annually**

With so many legal options for the player to wager on horse races, attendance for simulcast and live racing continues to diminish. The player has more options to wager and watch races and stay in the comfort of their home. If the weather or other daily situations prevent guests from coming on property, they still can enjoy the races

Presque Isle Downs continued our weekly race day schedule of Sunday through Thursday evenings in 2017. Not racing Friday and Saturday was considered a bit out of the ordinary when we began, but over the past few seasons, there have been other race tracks moving to the less popular race days due to less competition.

We repeated our Sunday and Wednesday Family nights in 2017 and it was a continued success in bringing families with children to the races. During the summer, Erie is a vacation destination for many families. Bringing their families to the racetrack gives them another choice besides the beautiful Lake Erie beaches, the Erie Zoo, Waldameer Amusement Park and other vacation related options.

[REPORT - FOLLOWING PAGE]

PRESQUE ISLE DOWNS CASINO
ATTENDANCE 2007 THROUGH 2017

	2007		2008		2009		2010		2011		2012		2013		2014		2015		2016		2017	
	Simul	Live	Simul	Live	Simul	Live	Simul	Live	Simul	Live	Simul	Live	Simul	Live	Simul	Live	Simul	Live	Simul	Live	Simul	Live
Daily Average	62	1,498	136	1,010	122	1,218	92	970	75	916	67	937	64	851	65	841	65	972	62	750	66	753
Monthly Totals																						
Jan		2,794		2,970	2,970	2,794		1,694		1,500		1,318		1,370		1,556		1,544		1,438		
Feb		3,394		3,320	3,320	2,560		1,890		1,832		1,604		1,410		1,388		1,584		1,598		
Mar		3,300		3,616	3,616	3,282		2,116		2,100		2,086		1,892		1,856		1,572		1,902		
Apr		3,918		3,692	3,692	3,156		2,306		2,036		2,066		1,906		1,776		1,764		2,016		
May		6,718		5,820	5,820	4,280		3,562		3,284		3,030		3,238		3,084		2,984		3,320		
Jun		4,952		4,210	4,210	2,850		2,806		2,500		2,224		2,570		2,200		2,004		2,270		
Jul		5,148		4,144	4,144	28,932		2,988		2,260		2,146		2,362		2,116		2,206		18,598		
Aug	972	5,284		4,204	4,204	27,355		2,590		2,216		2,184		2,025		2,073		2,345		17,823		
Sep	5,272	5,284		3,626	3,626	23,529		2,238		1,720		1,720		1,864		1,670		1,946		12,742		
Oct	4,252	4,106		3,092	3,092	2,240		1,918		1,574		1,720		1,864		1,671		2,152		3,273		
Nov	3,472	2,976		3,192	3,192	2,308		1,944		1,700		1,894		1,572		1,671		1,906		1,918		
Dec	2,938	2,684		2,326	2,326	1,456		1,548		1,406		1,340		1,452		1,528		1,344		1,258		
Annually	22,494	37,443	49,392	101,027	44,212	121,774	33,540	97,023	27,380	89,736	24,436	93,738	23,383	85,144	23,721	84,143	23,755	98,123	22,798	75,000	24,210	75,274

Presque Isle Downs Casino
Live /Simulcast Attendance
January 1st through December 31,
2017

	Simulcast Attend	Live Attend	Total	Date	Simulcast Attend	Live Attend	Total
01/01/17	62	0	62	02/16/17	40	0	40
01/02/17	16	0	16	02/17/17	88	0	88
01/03/17	28	0	28	02/18/17	116	0	116
01/04/17	38	0	38	02/19/17	58	0	58
01/05/17	48	0	48	02/20/17	42	0	42
01/06/17	60	0	60	02/21/17	42	0	42
01/07/17	56	0	56	02/22/17	36	0	36
01/08/17	46	0	46	02/23/17	50	0	50
01/09/17	20	0	20	02/24/17	90	0	90
01/10/17	10	0	10	02/25/17	110	0	110
01/11/17	38	0	38	02/26/17	56	0	56
01/12/17	44	0	44	02/27/17	24	0	24
01/13/17	90	0	90	02/28/17	42	0	42
01/14/17	98	0	98	03/01/17	34	0	34
01/15/17	44	0	44	03/02/17	60	0	60
01/16/17	38	0	38	03/03/17	68	0	68
01/17/17	24	0	24	03/04/17	134	0	134
01/18/17	40	0	40	03/05/17	56	0	56
01/19/17	40	0	40	03/06/17	30	0	30
01/20/17	70	0	70	03/07/17	42	0	42
01/21/17	94	0	94	03/08/17	36	0	36
01/22/17	50	0	50	03/09/17	52	0	52
01/23/17	16	0	16	03/10/17	112	0	112
01/24/17	20	0	20	03/11/17	106	0	106
01/25/17	38	0	38	03/12/17	62	0	62
01/26/17	36	0	36	03/13/17	12	0	12
01/27/17	80	0	80	03/14/17	30	0	30
01/28/17	108	0	108	03/15/17	12	0	12
01/29/17	50	0	50	03/16/17	88	0	88
01/30/17	6	0	6	03/17/17	90	0	90
01/31/17	30	0	30	03/18/17	112	0	112
02/01/17	46	0	46	03/19/17	64	0	64
02/02/17	34	0	34	03/20/17	24	0	24
02/03/17	82	0	82	03/21/17	38	0	38
02/04/17	122	0	122	03/22/17	32	0	32
02/05/17	40	0	40	03/23/17	66	0	66
02/06/17	26	0	26	03/24/17	118	0	118
02/07/17	44	0	44	03/25/17	96	0	96
02/08/17	42	0	42	03/26/17	62	0	62
02/09/17	42	0	42	03/27/17	20	0	20
02/10/17	80	0	80	03/28/17	30	0	30
02/11/17	124	0	124	03/29/17	38	0	38
02/12/17	40	0	40	03/30/17	50	0	50
02/13/17	22	0	22	03/31/17	128	0	128
02/14/17	36	0	36	04/01/17	120	0	120
02/15/17	24	0	24	04/02/17	76	0	76

Date	Simulcast Attend	Live Attend	Total	Date	Simulcast Attend	Live Attend	Total
04/03/17	16	0	16	05/19/17	226	0	226
04/04/17	42	0	42	05/20/17	294	0	294
04/05/17	56	0	56	05/21/17	124	1,317	1,441
04/06/17	60	0	60	05/22/17	40	774	814
04/07/17	112	0	112	05/23/17	62	432	494
04/08/17	132	0	132	05/24/17	54	513	567
04/09/17	56	0	56	05/25/17	58	342	400
04/10/17	22	0	22	05/26/17	102	0	102
04/11/17	44	0	44	05/27/17	94	0	94
04/12/17	44	0	44	05/28/17	122	1,689	1,811
04/13/17	50	0	50	05/29/17	92	921	1,013
04/14/17	124	0	124	05/30/17	50	372	422
04/15/17	100	0	100	05/31/17	58	597	655
04/16/17	26	0	26	06/01/17	72	546	618
04/17/17	32	0	32	06/02/17	108	0	108
04/18/17	36	0	36	06/03/17	100	0	100
04/19/17	46	0	46	06/04/17	104	921	1,025
04/20/17	64	0	64	06/05/17	42	381	423
04/21/17	116	0	116	06/06/17	66	351	417
04/22/17	124	0	124	06/07/17	52	642	694
04/23/17	78	0	78	06/08/17	70	471	541
04/24/17	28	0	28	06/09/17	146	0	146
04/25/17	38	0	38	06/10/17	238	0	238
04/26/17	50	0	50	06/11/17	70	1,164	1,234
04/27/17	54	0	54	06/12/17	20	453	473
04/28/17	108	0	108	06/13/17	58	405	463
04/29/17	102	0	102	06/14/17	44	804	848
04/30/17	60	0	60	06/15/17	70	510	580
05/01/17	24	0	24	06/16/17	100	0	100
05/02/17	44	0	44	06/17/17	86	0	86
05/03/17	40	0	40	06/18/17	56	1,074	1,130
05/04/17	104	0	104	06/19/17	28	579	607
05/05/17	422	0	422	06/20/17	62	474	536
05/06/17	590	0	590	06/21/17	44	1,029	1,073
05/07/17	68	0	68	06/22/17	64	609	673
05/08/17	26	0	26	06/23/17	96	0	96
05/09/17	56	0	56	06/24/17	100	0	100
05/10/17	48	0	48	06/25/17	80	1,452	1,532
05/11/17	82	0	82	06/26/17	30	564	594
05/12/17	110	0	110	06/27/17	56	714	770
05/13/17	102	0	102	06/28/17	50	957	1,007
05/14/17	70	0	70	06/29/17	60	621	681
05/15/17	18	0	18	06/30/17	98	0	98
05/16/17	38	0	38	07/01/17	94	0	94
05/17/17	40	0	40	07/02/17	120	2,022	2,142
05/18/17	62	0	62	07/03/17	82	1,041	1,123

Date	Simulcast Attend	Live Attend	Total	Date	Simulcast Attend	Live Attend	Total
07/04/17	66	852	918	08/19/17	104	0	104
07/05/17	66	351	417	08/20/17	74	1,326	1,400
07/06/17	48	702	750	08/21/17	34	609	643
07/07/17	96	0	96	08/22/17	54	414	468
07/08/17	98	0	98	08/23/17	58	741	799
07/09/17	86	1,725	1,811	08/24/17	54	606	660
07/10/17	32	438	470	08/25/17	88	0	88
07/11/17	60	672	732	08/26/17	104	0	104
07/12/17	56	915	971	08/27/17	92	420	512
07/13/17	64	525	589	08/28/17	48	408	456
07/14/17	74	0	74	08/29/17	58	474	532
07/15/17	74	0	74	08/30/17	52	717	769
07/16/17	78	1,422	1,500	08/31/17	64	513	577
07/17/17	28	636	664	09/01/17	108	0	108
07/18/17	48	624	672	09/02/17	102	0	102
07/19/17	56	1,143	1,199	09/03/17	102	506	608
07/20/17	70	1,266	1,336	09/04/17	76	864	940
07/21/17	94	0	94	09/05/17	58	390	448
07/22/17	154	0	154	09/06/17	46	507	553
07/23/17	94	1,413	1,507	09/07/17	64	486	550
07/24/17	42	576	618	09/08/17	80	0	80
07/25/17	48	540	588	09/09/17	80	0	80
07/26/17	54	993	1,047	09/10/17	64	707	771
07/27/17	88	855	943	09/11/17	40	306	346
07/28/17	94	0	94	09/12/17	50	459	509
07/29/17	112	0	112	09/13/17	50	687	737
07/30/17	76	1,437	1,513	09/14/17	74	372	446
07/31/17	44	525	569	09/15/17	86	0	86
08/01/17	96	621	717	09/16/17	74	0	74
08/02/17	42	1,158	1,200	09/17/17	88	1,302	1,390
08/03/17	68	552	620	09/18/17	48	834	882
08/04/17	112	0	112	09/19/17	48	348	396
08/05/17	116	0	116	09/20/17	44	663	707
08/06/17	98	1,341	1,439	09/21/17	60	447	507
08/07/17	58	495	553	09/22/17	106	0	106
08/08/17	58	645	703	09/23/17	94	0	94
08/09/17	44	1,104	1,148	09/24/17	62	891	953
08/10/17	80	627	707	09/25/17	20	336	356
08/11/17	90	0	90	09/26/17	52	444	496
08/12/17	100	0	100	09/27/17	48	750	798
08/13/17	96	1,485	1,581	09/28/17	60	627	687
08/14/17	36	537	573	09/29/17	94	0	94
08/15/17	50	564	614	09/30/17	96	0	96
08/16/17	56	1,017	1,073	10/01/17	70	1,101	1,171
08/17/17	62	567	629	10/02/17	32	522	554
08/18/17	98	0	98	10/03/17	72	585	657

Date	Simulcast Attend	Live Attend	Total	Date	Simulcast Attend	Live Attend	Total
10/04/17	42	810	852	11/19/17	48	0	48
10/05/17	84	1,038	1,122	11/20/17	20	0	20
10/06/17	108	0	108	11/21/17	48	0	48
10/07/17	88	0	88	11/22/17	36	0	36
10/08/17	68	0	68	11/23/17	40	0	40
10/09/17	30	0	30	11/24/17	116	0	116
10/10/17	38	0	38	11/25/17	82	0	82
10/11/17	48	0	48	11/26/17	66	0	66
10/12/17	66	0	66	11/27/17	18	0	18
10/13/17	98	0	98	11/28/17	48	0	48
10/14/17	116	0	116	11/29/17	32	0	32
10/15/17	56	0	56	11/30/17	42	0	42
10/16/17	24	0	24	12/01/17	104	0	104
10/17/17	50	0	50	12/02/17	98	0	98
10/18/17	34	0	34	12/03/17	50	0	50
10/19/17	72	0	72	12/04/17	26	0	26
10/20/17	92	0	92	12/05/17	34	0	34
10/21/17	76	0	76	12/06/17	40	0	40
10/22/17	50	0	50	12/07/17	44	0	44
10/23/17	22	0	22	12/08/17	78	0	78
10/24/17	46	0	46	12/09/17	78	0	78
10/25/17	40	0	40	12/10/17	50	0	50
10/26/17	58	0	58	12/11/17	22	0	22
10/27/17	98	0	98	12/12/17	20	0	20
10/28/17	74	0	74	12/13/17	24	0	24
10/29/17	64	0	64	12/14/17	54	0	54
10/30/17	16	0	16	12/15/17	70	0	70
10/31/17	44	0	44	12/16/17	68	0	68
11/01/17	42	0	42	12/17/17	34	0	34
11/02/17	156	0	156	12/18/17	18	0	18
11/03/17	198	0	198	12/19/17	34	0	34
11/04/17	196	0	196	12/20/17	36	0	36
11/05/17	56	0	56	12/21/17	58	0	58
11/06/17	16	0	16	12/22/17	78	0	78
11/07/17	36	0	36	12/23/17	0	0	0
11/08/17	30	0	30	12/26/17	6	0	6
11/09/17	54	0	54	12/27/17	16	0	16
11/10/17	76	0	76	12/28/17	36	0	36
11/11/17	82	0	82	12/29/17	40	0	40
11/12/17	40	0	40	12/30/17	16	0	16
11/13/17	26	0	26	12/31/17	26	0	26
11/14/17	42	0	42				
11/15/17	38	0	38				
11/16/17	70	0	70				
11/17/17	82	0	82				
11/18/17	82	0	82				

B. Description of the general demeanor and qualities of facility and amenities.

2017 was the 11th race meet conducted at Presque Isle Downs. Our racing surface continues to be proven one of the safest racing surfaces in the industry. The one mile Tapeta™ racing surface is durable, does not retain water and is one of the kindest to racehorses with a minimal number of breakdowns. Through the cooperative efforts of the racing association and the HBPA, additional fibers and liquid have been added in over the past few race seasons. The average racing related catastrophic injury in the past 8 years on Synthetic surfaces has remained stable hovering in the 1.0 to 1.2 per 1000 starts. Presque Isle Downs average for the 7 year period is just slightly below 1 per 1000 starts. Presque Isle Downs continues to have one of the safest records in the Country.

In 2017, Presque Isle Downs commenced construction of a new barn consisting of an additional 48 stalls. Although the majority of this capital spend took place in 2017, the barn was not available and ready to the horsemen until the beginning of the 2018 live racing season.

The Presque Isle Downs facility was designed with families with young children in mind. Our racetrack is accessible through outdoor gates. The area also gives access to the buffet and clubhouse from the apron/patio. Free admission and free parking along with our family night promotions are a big draw.

The outdoor concessions are also available for guests who want to grab a hot, delicious and quick snack while enjoying live horse racing very close to the action. Our Sunday and Wednesday Family Night Food promotions drew large crowds in for a satisfying burger, locally manufactured Smith's hotdog or other offerings. We also have a bar-b-que concession where guests can enjoy a pulled beef or pork sandwich delicious shack fries, (a tasty palate pleasing combination of fries, pulled pork with bar-b-que sauce, sour cream and onions).

The 2nd floor mutuel area is integrated into Brew Brother's for the convenience of our racing fans who would like to dine while wagering on the races. Each table has its own television and there are several large-screen TV's located throughout the dining room.

Mutuel tellers also service the guests outside on the patio, inside in the simulcast area on the first floor and in the mutuels area on the clubhouse second floor level. We also have several self bet stations located throughout the facility including directly adjacent to the buffet. We

added seating and TV's to the outside patio area to allow our Guests to enjoy the races on an occasional warm Erie. There is also seating outside of the buffet area where guests can enjoy their meal with a great view of live horse racing.

On Friday and Saturday evenings year-round and other nights during the non-live racing season, we offer live entertainment on our stage in the Brew Brothers. Race fans can watch and wager on simulcast races from around the country and then stay for the performance by local bands and local and nationally known entertainers. Other sports such as football, hockey and boxing can be viewed on our large screen TV when the weather cooperates.

C. Description of appropriate signage and information so patrons can easily access and utilize racing facilities.

Presque Isle Downs' highway signs on I-90 and I-79 were upgraded. There is a lighted, highly visible high-rise Presque Isle Downs & Casino sign which can be seen when driving on I-90. As you cross the bridge upon your arrival at the facility, there is signage to the North and South Parking lots. Way-finding signage has been installed throughout the facility directing our guests to the different gaming offerings and the location of mutuel areas and the racetrack. The racetrack and casino are integrated and there is easy access from our casino and restaurants to the racetrack. For families with underage children, the gates to the apron and patio give direct access to the race track area.

Valet parking is also available to our patrons who prefer the convenience of not having to walk far in inclement weather. We employ shuttle bus drivers to transport our guests from the parking lot areas West of the Casino to the racetrack and Casino.

D. Description of changes to physical plant

In 2017, Presque Isle Downs commenced construction of a new barn consisting of an additional 48 stalls. Although the majority of this capital spend took place in 2017, the barn was not available and ready to the horsemen until the beginning of the 2018 live racing season.

These 2017 racing improvements were provided at a cost of \$598,735 all of which can be attributed to the barn build which began in 2017 and aforementioned above, completed in 2018. Total investment in 2017 for projects covering all other areas of the operation at Presque Isle Downs was \$3,194,086.

2 Describe plans to improve attendance at licensee's racetrack over the successive calendar year in addition to a marketing plan that includes:

A. Planned promotional programs to attract patronage

1. Advertising – 75% to 85% of our direct advertising budget during our live race meet is utilized for racing awareness and promotional event nights. The television spots that run year round (with different messaging) contain racing messages. Advertising targets national and state racing publications, local print, radio and television; Print & Radio in Pennsylvania, Ohio & New York; and Print, Radio & Television in Ohio (specifically the Cuyahoga, Lake and Ashtabula County regions). We also work with VisitErie on a targeted television/radio/print advertising campaign in the Northeast Ohio region to promote live racing at Presque Isle Downs.

2. Promotions – Throughout the live race meet, we host a variety of promotions and special events

T-shirt giveaways, free ice cream for kids on special event nights; Sundays and Wednesday Night at the Races (family nights) which includes food specials (features \$2 Cheeseburgers, two Smith Hot Dogs for \$2, \$1 French Fries, and other food items at discount prices); Fan Appreciation Nights with free popcorn for kids, \$1 Hot Dogs); and Match Play Wagers.

In between each race on big stakes nights and fan appreciation night, we distributed hats for racing fans and plush ponies for kids.

3. Public Relations & Public Awareness – The local Erie media WJET (ABC), WICU (NBC), WFXP (FOX), WSEE (CBS), and the Erie Times News provide extensive coverage throughout the live race meet. WICU/WSEE provide extensive live coverage during opening night. WJET-TV and WFXP also provided live broadcast coverage during opening night. We also work with VisitErie and the Convention Authority by offering visiting conventions to experience “A Night at the Races.” WICU and WSEE provide a featured race each night in their nightly sports broadcast. WJET provides coverage twice a week and coverage of all of the stakes races.

4. Direct Mail – Each month during live racing, our core direct mail piece contains racing information. This is sent to approximately 45,000 to 55,000 each month. A Mystery Voucher is printed for July that also promotes racing at PID.

B. Plans for public awareness and outreach

1. Groups that come onto property are offered an opportunity to learn the betting basics and are given a \$5 Match Play wager to generate interest in racing.
2. Local groups have “company” nights at Presque Isle Downs on a regular basis. Along with the “company” name in the live racing program, some of the group members go into the Winners Circle for a group picture after the race.

[SAMPLES ON FOLLOWING PAGES]



PRESQUE ISLE DOWNS & CASINO

LIVE RACING

MAY 21 - OCTOBER 5 • 2017

RACING SUNDAY THRU THURSDAY

Post Time 5:25pm

presque isle
downs & casino

 ELDORADO RESORTS

If You or Someone You Know Has a Gambling Problem, Help is Available. Call 1-800-GAMBLER.



LIVE RACING

MAY 21 - OCTOBER 5 • 2017

RACING SUNDAY THRU THURSDAY
Post Time 5:25pm

For information, please visit our website at:
www.presqueisledowns.com

presque isle
downs & casino
ELDORADO RESORTS

f 1-90 EXIT 27, ETE, PA • presqueisledowns.com • 1-866-ERIE-FUN

If You or Someone You Know Has a Gambling Problem,
Help is Available. Call 1-800-GAMBLER.

Sunday, September 3
\$100,000 Guaranteed
Mark McDermott Stakes -
Registered PA Breeds -
Two Year Olds - Six Furlongs

Sunday, September 17
\$200,000 Guaranteed
The Presque Isle Mile Stakes -
Three Year Olds & Up -
One Mile

Sunday, September 17
\$100,000 Guaranteed
Mrs. Fanny B. Paxson
Memorial Stakes -
Registered PA Breeds -
Fillies - Two Year Olds -
Six Furlongs

Monday, September 18
\$100,000 Guaranteed
The Presque Isle Downs
Masters Stakes Grade II
Fillies & Mares - Three Year
Olds & Up - Six and One
Half Furlongs

Thursday, October 5
\$100,000 Guaranteed
The Fitz Dixon Jr.
Memorial Stakes
Two Year Olds - Six and
One Half Furlongs

Thursday, October 5
\$100,000 Guaranteed
The H.B.P.A. Stakes
Fillies & Mares - Three Year
Olds & Up - One Mile
Seventy Yards

Monday, May 22
\$100,000 Guaranteed
The Tom Ridge Stakes
Three Year Olds - Six Furlongs

Sunday, June 18
\$100,000 Guaranteed
The Satin & Lace Stakes
Fillies & Mares -
Three Year Olds & Up -
Five and One Half Furlongs

Monday, June 19
\$100,000 Guaranteed
The Karl Boyes Memorial
Northwestern PA Stakes
Three Year Olds & Up -
Five and One Half Furlongs

Sunday, July 9
\$100,000 Guaranteed
The Lennett Stakes -
Registered PA Breeds
Three Year Olds & Up -
One Mile

Sunday, July 9
\$100,000 Guaranteed
The Northern Fling Stakes -
Registered PA Breeds
Fillies & Mares - Three Year
Olds & Up - One Mile

Sunday, August 6
\$100,000 Guaranteed
The Malvern Rose Stakes -
Registered PA Breeds
Fillies - Three Year Olds -
One Mile

PRASQUE ISLE DOWNS & CASINO

LIVE RACING

Monday, May 22
\$100,000 Guaranteed
The Tom Ridge Stakes
Three Year Olds - Six Furlongs

Sunday, June 18
\$100,000 Guaranteed
The Sallin & Lase Stakes
Fillies & Mares
Three Year Olds & Up -
Five and One Half Furlongs

Monday, June 19
\$100,000 Guaranteed
The Karl Boyes Memorial
Northwestern PA Stakes
Three Year Olds & Up -
Five and One Half Furlongs

Sunday, July 9
\$100,000 Guaranteed
The Locmatt Stakes -
Registered PA Breds
Three Year Olds & Up -
One Mile

Sunday, July 9
\$100,000 Guaranteed
The Northern Flying Stakes -
Registered PA Breds
Fillies & Mares - Three Year
Olds & Up - One Mile

Sunday, August 6
\$100,000 Guaranteed
The Malvern Rose Stakes -
Registered PA Breds
Fillies - Three Year Olds -
One Mile

Sunday, September 3
\$100,000 Guaranteed
Mark McDermott Stakes -
Registered PA Breds
Two Year Olds - Six Furlongs

Sunday, September 17
\$200,000 Guaranteed
The Prasque Isle Mile Stakes
Three Year Olds & Up -
One Mile

Sunday, September 17
\$100,000 Guaranteed
Mrs. Henry D. Paxson
Memorial Stakes -
Registered PA Breds
Fillies - Two Year Olds -
Six Furlongs

Monday, September 18
\$400,000 Guaranteed
The Prasque Isle Downs
Masters Stakes Grade 1
Fillies & Mares - Three Year
Olds & Up - Six and One
Half Furlongs

Thursday, October 5
\$100,000 Guaranteed
The Fitz Dixon Jr.
Memorial Stakes
Two Year Olds - Six and
One Half Furlongs

Thursday, October 5
\$100,000 Guaranteed
The J. B. A. Stakes
Fillies & Mares - Three Year
Olds & Up - One Mile
Seventy Yards

For horsemen information, please call 814-660-8984.

If You or Someone You Know Has a Gambling Problem, Help is Available. Call 1-800-GAMBLER.



PRESCQUE ISLE DOWNS & CASINO

LIVE RACING

MAY 21 - OCTOBER 5 • 2017

RACING SUNDAY THRU THURSDAY
Post Time 5:25pm

For information, please visit our website at
www.presqueisledowns.com

presque isle
downs & casino
ELDORADO RESORTS

f 1-90-ERIE-27, Erie PA • presqueisledowns.com • 1-866-ERIE-FUN **t**

If you or someone you know has a gambling problem,
 Help is Available. Call 1-800-GA-MBLER.

Monday, May 22
 \$100,000 Guaranteed
 The Tom Ridge Stakes -
 Three Year Olds - Six Furlongs

Sunday, June 18
 \$100,000 Guaranteed
 The Satin & Lace Stakes -
 Fillies & Mares -
 Three Year Olds & Up -
 Five and One Half Furlongs

Monday, June 19
 \$100,000 Guaranteed
 The Karl Boyes Memorial
 Northwestern PA Stakes -
 Three Year Olds & Up -
 Five and One Half Furlongs

Sunday, July 9
 \$100,000 Guaranteed
 The Leeper Stakes -
 Registered PA Breds -
 Three Year Olds & Up -
 One Mile

Sunday, July 9
 \$100,000 Guaranteed
 The Norman Fling Stakes -
 Registered PA Breds -
 Fillies & Mares - Three Year
 Olds & Up - One Mile

Sunday, August 5
 \$100,000 Guaranteed
 The Malvern Rose Stakes -
 Registered PA Breds -
 Fillies - Three Year Olds -
 One Mile

Sunday, September 3
 \$100,000 Guaranteed
 Mark McBermet Stakes -
 Registered PA Breds -
 Two Year Olds - Six Furlongs

Sunday, September 17
 \$200,000 Guaranteed
 The Presque Isle Mile Stakes -
 Three Year Olds & Up -
 One Mile

Sunday, September 17
 \$100,000 Guaranteed
 Mr. Henry D. Paxson
 Memorial Stakes -
 Registered PA Breds -
 Fillies - Two Year Olds -
 Six Furlongs

Monday, September 18
 \$400,000 Guaranteed
 The Presque Isle Downs
 Mash & Mares Grade II
 Stakes - Three Year
 Olds & Up - Six and One
 Half Furlongs

Thursday, October 5
 \$100,000 Guaranteed
 The Fitzgibbon Jr.
 Memorial Stakes -
 Two Year Olds - Six and
 One Half Furlongs

Thursday, October 5
 \$100,000 Guaranteed
 The HBPA Stakes -
 Fillies & Mares - Three Year
 Olds & Up - One Mile
 Seventy yards



PRESQUE ISLE DOWNS & CASINO
2017
LIVE RACING CALENDAR

MAY 21 - OCTOBER 5, 2017 • SUNDAY - THURSDAY
Post Time 5:25pm

THE SATIN & LACE STAKES

Fillies & Mares - Three Year Olds & Up
Five and One Half Furlongs
Sunday, June 18, 2017
\$100,000 Guaranteed

THE KARL BOYES MEMORIAL NORTHWESTERN PA STAKES

Three Year Olds & Up
Five and One Half Furlongs
Monday, June 19, 2017
\$100,000 Guaranteed

THE LEEMATT STAKES

Registered PA Breds
Three Year Olds & Up - One Mile
Sunday, July 9, 2017
\$100,000 Guaranteed

THE NORTHERN FLING STAKES

Registered PA Breds
Fillies & Mares - Three Year Olds & Up - One Mile
Sunday, July 9, 2017
\$100,000 Guaranteed

THE MALVERN ROSE STAKES

Registered PA Breds
Fillies - Three Year Olds - One Mile
Sunday, August 6, 2017
\$100,000 Guaranteed

MARK McDERMOTT STAKES

Registered PA Breds - Two Year Olds - Six Furlongs
Sunday, September 3, 2017
\$100,000 Guaranteed

THE PRESQUE ISLE MILE STAKES

Three Year Olds & Up - One Mile
Sunday, September 17, 2017
\$200,000 Guaranteed

MRS. HENRY D. PAXSON MEMORIAL STAKES

Registered PA Breds - Fillies - Two Year Olds - Six Furlongs
Sunday, September 17, 2017
\$100,000 Guaranteed

THE PRESQUE ISLE DOWNS MASTERS STAKES GRADE II

Fillies & Mares - Three Year Olds & Up - Six and One Half Furlongs
Monday, September 18, 2017
\$400,000 Guaranteed

THE FITZ DIXON JR. MEMORIAL STAKES

Two Year Olds - Six and One Half Furlongs
Thursday, October 5, 2017
\$100,000 Guaranteed

THE H.B.P.A. STAKES

Fillies & Mares - Three Year Olds & Up - One Mile Seventy Yards
Thursday, October 5, 2017
\$100,000 Guaranteed

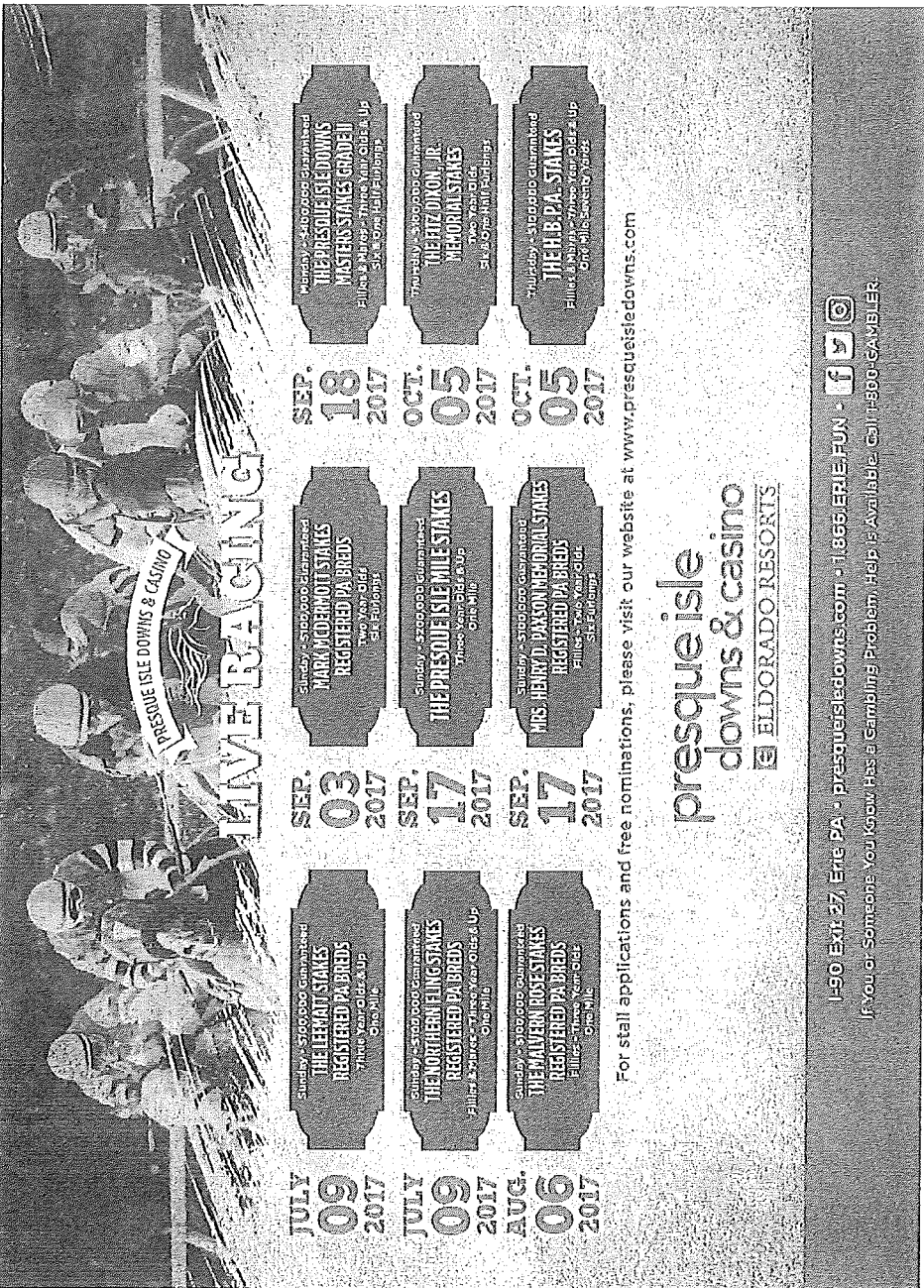
For stall applications and free nominations please visit our website at www.presqueisledowns.com

I-90 Exit 27, Erie, PA
presqueisledowns.com
1.866.ERIE.FUN




presque isle
downs & casino
ELDORADO RESORTS

If You or Someone You Know
Has a Gambling Problem,
Help is Available.
Call 1-800-GAMBLER.



Presque Isle Downs & Casino

MAVE RACING

JULY 09 2017

THE LEEHAT STAKES
 Registered Pa Breds
 Three Year Olds & Up
 One Mile

SEP. 03 2017

MARIE McDERMOTT STAKES
 Registered Pa Breds
 Two Year Olds
 Six Furlongs

SEP. 18 2017

THE PRESQUE ISLE DOWNS MASTERS STAKES GRADE II
 Fillies & Mares - Three Year Olds & Up
 Six Furlongs

JULY 09 2017

THE NORTHERN FLING STAKES
 Registered Pa Breds
 Fillies & Mares - Three Year Olds & Up
 One Mile

SEP. 17 2017

THE PRESQUE ISLE MILE STAKES
 Three Year Olds & Up
 One Mile

OCT. 05 2017

THE FITZ DIXON, JR. MEMORIAL STAKES
 Two Year Olds
 Six Furlongs

AUG. 06 2017

THE MALVERN ROSE STAKES
 Registered Pa Breds
 Fillies - Three Year Olds
 One Mile

SEP. 17 2017

Mrs. HENRY D. PAXSON MEMORIAL STAKES
 Registered Pa Breds
 Fillies - Two Year Olds
 Six Furlongs

OCT. 05 2017

THE H.B. PAL STAKES
 Fillies & Mares - Three Year Olds & Up
 One Mile, Synthetic Turf

For stall applications and free nominations, please visit our website at www.presquisedowns.com

presque isle
 downs & casino
 EL DORADO RESORTS

1-800-Exit-27, Erie PA • presquisedowns.com • 1.866.ERIE.FUN



If You or Someone You Know Has a Gambling Problem, Help is Available. Call 1-800-GAMBLER.



LIVE RACING

NOW THROUGH OCTOBER 5TH

RACING SUNDAY THRU THURSDAY
Post Time 5:25pm

For information, please visit our website at
www.presqueisledowns.com.

presque isle
downs & casino
ELDORADO RESORTS

f 1-800-Ext-277 ERIE, PA • presqueisledowns.com • 1-866-ERIE-FUN

If You or Someone You Know Has a Gambling Problem,
Help is Available. Call 1-800-GAMBLER.

Sunday, August 6
\$100,000 Guaranteed
The Malvern Rose Stakes -
Registered PA Breds -
Fillies - Three Year Olds -
One Mile

Sunday, September 3
\$100,000 Guaranteed
Mark McBerrett Stakes -
Registered PA Breds -
Two Year Olds - Six Furlongs

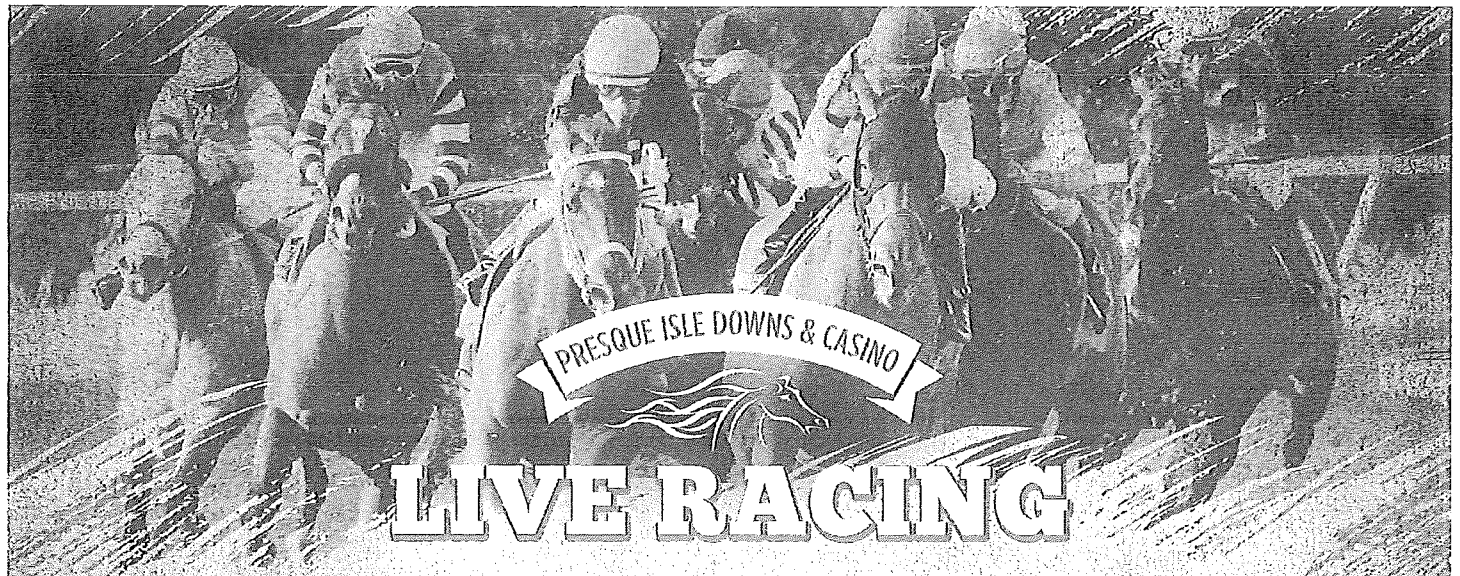
Sunday, September 17
\$200,000 Guaranteed
The Presque Isle Mile Stakes -
Three Year Olds & Up -
One Mile

Sunday, September 17
\$100,000 Guaranteed
Mrs. Henry D. Paxson
Memorial Stakes -
Registered PA Breds -
Fillies - Two Year Olds -
Six Furlongs

Monday, September 18
\$400,000 Guaranteed
The Presque Isle Downs
Masters Stakes Grade II
Fillies & Mares - Three Year
Olds & Up - Six and One
Half Furlongs

Thursday, October 5
\$100,000 Guaranteed
The Fitz Dixon Jr.
Memorial Stakes
Two Year Olds - Six and
One Half Furlongs

Thursday, October 5
\$100,000 Guaranteed
The H.B.P.A. Stakes
Fillies & Mares - Three Year
Olds & Up - One Mile
Seventy Yards



SEP.
03
2017

Sunday • \$100,000 Guaranteed
MARK McDERMOTT STAKES
REGISTERED PA BREDS
Two Year Olds
Six Furlongs

SEP.
18
2017

Monday • \$400,000 Guaranteed
THE PRESQUE ISLE DOWNS
MASTERS STAKES GRADE II
Fillies & Mares • Three Year Olds & Up
Six & One Half Furlongs

SEP.
17
2017

Sunday • \$200,000 Guaranteed
THE PRESQUE ISLE MILE STAKES
Three Year Olds & Up
One Mile

OCT.
05
2017

Thursday • \$100,000 Guaranteed
THE FITZ DIXON, JR.
MEMORIAL STAKES
Two Year Olds
Six & One Half Furlongs

SEP.
17
2017

Sunday • \$100,000 Guaranteed
MRS. HENRY D. PAXSON MEMORIAL STAKES
REGISTERED PA BREDS
Fillies • Two Year Olds
Six Furlongs

OCT.
05
2017

Thursday • \$100,000 Guaranteed
THE H.B.P.A. STAKES
Fillies & Mares • Three Year Olds & Up
One Mile Seventy Yards

I-90 Exit 27, Erie PA
presqueisledowns.com
1.866.ERIE.FUN



presque isle
downs & casino
e ELDORADO RESORTS

If You or Someone You Know
Has a Gambling Problem,
Help is Available.
Call 1-800-GAMBLER.

**Part II.
Handle**

1. **Furnish documentation of how the introduction of slot machine gaming at the licensed racetrack has enhanced live racing by increasing live handle over the calendar year.**

Please include the following:

- A. **Total amount of live handle wagered on races conducted by licensee -**

Presque Isle Down & Casino opened our doors in February 2007. Live Racing began in September 2007. There were no handle numbers to compare before the introduction of slot machine gaming. Following is our handle report for the calendar years 2007 – 2017.

[REPORT FOLLOWING PAGE]

HANDLE LIVE RACES

	2007	2008	2009	2010	2011	2012	2013	2014	2015	2016	2017
1) Live	\$1,456,691.00	\$4,001,392.00	\$4,426,725.00	\$3,564,571.00	\$3,425,082.00	\$3,489,364.80	\$2,921,201.10	\$2,782,759.70	\$2,771,069.20	\$2,594,042.90	\$2,605,899.10
2) Off-Track	N/A	N/A	N/A	N/A	N/A	N/A	N/A	N/A	N/A	N/A	N/A
3) Account Wagering	N/A	N/A	N/A	N/A	N/A	N/A	N/A	N/A	N/A	N/A	N/A
4) Guest Locations	\$18,184,942.00	\$27,746,910.00	\$39,436,847.00	\$41,042,003.00	\$40,543,185.00	\$46,704,985.62	\$67,408,178.23	\$64,716,886.78	\$62,319,999.68	\$71,394,969.88	\$72,196,460.23
Total	\$14,641,633.00	\$31,748,302.00	\$43,863,572.00	\$44,606,574.00	\$43,968,267.00	\$50,174,350.42	\$70,329,379.33	\$67,499,646.48	\$65,091,069.88	\$73,989,012.78	\$74,802,359.33

Presque Isle Downs does not own or operate Off-Track Facilities nor an Account Wagering System

B. Total amount wagered on simulcast races received by the licensee –

[REPORT FOLLOWING PAGE]

PRESQUE ISLE DOWNS CASINO
HANDLE SIMULCAST RACES

	2007	2008	2009	2010	2011
1) On-Track	\$5,123,207.00	\$11,990,848.00	\$11,867,180.00	\$9,799,750.00	\$5,131,712.00
2) Off-Track	N/A	N/A	N/A	N/A	N/A
3) Account Wagering	N/A	N/A	N/A	N/A	N/A
Total	\$5,123,207.00	\$11,990,848.00	\$11,867,180.00	\$9,799,750.00	\$5,131,712.00

	2012	2013	2014	2015	2016	2017
1) On-Track	\$7,604,887.00	\$7,529,506.30	\$6,293,107.10	\$6,400,978.90	\$5,719,010.10	\$5,434,472.30
2) Off-Track	N/A	N/A	N/A	N/A	N/A	N/A
3) Account Wagering	N/A	N/A	N/A	N/A	N/A	N/A
Total	\$7,605,887.00	\$7,529,506.30	\$6,293,107.10	\$6,400,978.90	\$5,719,010.10	\$5,434,472.30

Presque Isle Downs does not own or operate Off-Track Facilities nor an Account Wagering System

2. Describe plans to increase live handle and simulcast handle with both licensee and at guest locations.

In 2017, Presque Isle Downs enlisted the services of nationally known handicappers to promote our live racing signal on TV and radio shows. We also looked into the possibility of lowering take-out rates and host fees to make wagering on Presque Isle Downs races more profitable for the tracks that simulcast our races and the people who wager on them. Final determination was the possible increase in handle was not comparable to the loss in takeout and host. The additional amount required to make this profitable would not be able to be achieved.

Our On-track Handicapper, Andrew Demsky prepares his picks each day and this information is also made available to our race fans and also to the sites that simulcast our races. The patrons look forward to receiving this information to see if they can out handicap the handicapper.

We have contracted with TVG and the Presque Isle Downs signal is shown on both TVG and TVG-2 along with most Race Tracks across the United States and in Canada. We are also working with our Tote Company to provide the most updated wagering systems available.

Again in 2017 Presque Isle Downs and the HBPA worked together to bring the crew from TVG to cover the Presque Isle Mile and the Grade II Presque Isle Masters Stakes in September. Their presence added a boost to our handle on those nights and we will explore opportunities to add more of this type of programming to our schedule.

**Part III
Native Breeding Industry**

1. **Furnish documentation of how the introduction of slot machine gaming at the licensed racetrack has enhanced live racing by increasing the number of PA-bred or PA-sired horses participating in races at track over the calendar year. Please include the following:**

- A. **Total of individual PA-bred/sired horses competing at racetrack, total Number of starts these horses made, and total purses earned.**

During the 2017 race meet there were 349 unique PA Bred Starts with total wins of 193. Total starts by PA Bred horses was 1,425 for total earnings of \$4,155,380.

- B. **Percentage of the whole that these PA-bred/sired horses contribute to the total number of horses competing at its track, the percentage of the whole as to the total number of starts made, the percentage of the whole of purses.**

A total of 1,627 horses competed at Presque Isle Downs in 2017 with PA-bred/sired making up 21.5% of the total. Total starts at PID were 5,895; total PA-bred/sired starts were 1,425 or 24.2%. Total purses paid \$15,388,060.00 with PA Bred/sired purses totaling \$4,155,380 or 27.0%.

- C. **Total number of races restricting entry to PA-bred or PA-sired horses and total purses paid in restricted races.**

66 restricted races were run at Presque Isle Downs in 2017 with purses of \$1,403,565. In addition there were 5 \$100,000 PA Bred Stakes Races run. Total PA restricted purses in 2017 was \$1,903,565.

2. **Describe plans to increase participation of PA-bred or PA-sired horses for the successive calendar year.**

As we have at Presque Isle Downs in the past, we continue to work with the PA Breeder's Association and the HBPA. Depending on available funding, we offer at least one PA-bred or PA-sired race in the Condition Book per card and at least one Substitute race per card. In 2017 we offered 5 - \$100,000 Stakes Races for Registered PA Breds.

Part IV
Class

1. Furnish documentation of how the introduction of slot machine gaming at the licensed racetrack has enhanced racing by improving the quality in the class of races over the calendar year. Please include the following:

Type Of Race	Number of Races	Number of Starters	Purses Paid
See Race Summary Reports on following pages			

Race Summary Report
 From 05/21/2017 to 10/05/2017
 Breed: TB Course: Both Sex: Both
 State Bred: Only Sorted By: Race Type

Presque Isle Downs

Race Type	Race Class	Races	Horses	Purses	Percent Total	Long Races	Avg Long	Short Races	Avg Short	Overall Avg
ALLOWANCE		11	68	308,000	13.58	6	6.33	5	6.00	6.18
	ALW1/1XMCorNW2(PA)	1	5	29,000	1.23	1	5.00	0	0.00	5.00
	ALW2/2XMCorNW3(PA)	12	73	337,000	14.81	7	6.14	5	6.00	6.08
	All ALW Classes									
ALLOWANCE OPTIONAL CLAIMING		1	6	28,000	1.23	0	0.00	1	6.00	6.00
	ALW2orC62500(PA)	1	6	28,000	1.23	0	0.00	1	6.00	6.00
	All AOC Classes									
CLAIMING		12	76	204,000	14.81	6	5.67	6	7.00	6.33
	C12500-10000(PA)	12	86	156,000	14.81	6	7.17	6	7.17	7.17
	C12500-10000NW2(PA)	10	62	150,000	12.35	5	6.00	5	6.40	6.20
	C12500-10000NW3(PA)	1	6	17,000	1.23	0	0.00	1	6.00	6.00
	C25000-22500NW2(PA)	1	5	19,000	1.23	1	5.00	0	0.00	5.00
	C25000-22500NW3(PA)	36	235	546,000	44.43	18	6.22	18	6.83	6.53
	All CLM Classes									
MAIDEN CLAIMING		10	66	130,000	12.35	3	5.67	7	7.00	6.60
	M15000(PA)	10	66	130,000	12.35	3	5.67	7	7.00	6.60
	All MCL Classes									
MAIDEN SPECIAL WEIGHT		12	89	324,000	14.81	1	5.00	11	7.64	7.42
	M(PA)	12	89	324,000	14.81	1	5.00	11	7.64	7.42
	All MSW Classes									
STAKES		4	31	400,000	4.94	2	8.00	2	7.50	7.75
	STK	1	9	100,000	1.23	1	9.00	0	0.00	9.00
	STK(PA)	5	40	500,000	6.17	3	8.33	2	7.50	8.00
	All STK Classes									
WAIVER CLAIMING		1	6	17,000	1.23	0	0.00	1	6.00	6.00
	C12500-10000(PA)	2	14	26,000	2.47	0	0.00	2	7.00	7.00
	C12500-10000NW2(PA)	2	13	30,000	2.47	1	5.00	1	8.00	6.50
	C12500-10000NW3(PA)	5	33	73,000	6.17	1	5.00	4	7.00	6.60
	All WCL Classes									
	All Races	81	542	1,938,000	100.00	33	6.27	48	6.98	6.69

Race Summary Report

From 05/21/2017 to 10/05/2017

Breed: TB Course: Both Sex: Both

State Bred: Included Sorted By: Race Type

Presque Isle Downs

Race Type	Race Class	Races	Horses	Purses	Percent Total	Long Races	Avg Long	Short Races	Avg Short	Overall Avg
ALLOWANCE										
	ALW	7	52	231,000	0.88	2	5.00	5	8.40	7.43
	ALW1/XMC	10	70	280,000	1.25	9	7.11	1	6.00	7.00
	ALW1/XMCorNW2	12	89	336,000	1.50	2	6.00	10	7.70	7.42
	ALW1/XMCorNW2(PA)	11	68	308,000	1.38	6	6.33	5	6.00	6.18
	ALW2	8	55	224,000	1.00	2	5.50	6	7.33	6.88
	ALW2/XMC	1	5	29,000	0.13	1	5.00	0	0.00	5.00
	ALW2/XMCorNW3(PA)	1	5	29,000	0.13	1	5.00	0	0.00	5.00
	ALW3	13	82	377,000	1.63	6	6.17	7	6.43	6.31
	All ALW Classes	63	426	1,814,000	7.90	29	6.28	34	7.18	6.76
ALLOWANCE OPTIONAL CLAIMING										
	ALW2/XMCorC40000	13	80	374,000	1.63	7	5.86	6	6.50	6.15
	ALW2orC62500	8	60	224,000	1.00	4	8.00	4	7.00	7.50
	ALW2orC62500(PA)	1	6	28,000	0.13	0	0.00	1	6.00	6.00
	ALW3/XMCorC62500	4	23	124,000	0.50	1	7.00	3	5.33	5.75
	All AOC Classes	26	169	750,000	3.26	12	6.67	14	6.36	6.50
BEATEN CLAIMING										
	C5000NW1(DATE)	38	280	380,000	4.75	21	6.86	17	8.00	7.37
	C5000NW1(DATE)orNW4	2	15	20,000	0.25	1	7.00	1	8.00	7.50
	C5000NW2(DATE)	33	264	330,000	4.13	11	8.36	22	7.82	8.00
	C7500NW1(DATE)	4	28	48,000	0.50	2	7.00	2	7.00	7.00
	C7500NW2(DATE)	15	109	180,000	1.88	6	6.17	9	8.00	7.27
	C7500NW2(DATE)orNW4	1	9	12,000	0.13	0	0.00	1	9.00	9.00
	All BCL Classes	93	705	970,000	11.64	41	7.17	52	7.90	7.58
CLAIMING										
	C12500-10000	13	84	221,000	1.63	4	6.25	9	6.56	6.46
	C12500-10000(PA)	12	76	204,000	1.50	6	5.67	6	7.00	6.33
	C12500-10000NW2(PA)	12	86	156,000	1.50	6	7.17	6	7.17	7.17
	C12500-10000NW3(PA)	10	62	150,000	1.25	5	6.00	5	6.40	6.20
	C16000-14000	20	131	400,000	2.50	9	6.33	11	6.73	6.55
	C16000-14000NW2	19	124	285,000	2.38	7	6.29	12	6.67	6.53
	C16000-14000NW3	15	90	255,000	1.88	4	6.50	11	5.82	6.00
	C25000-22500	11	74	253,000	1.38	0	0.00	11	6.73	6.73
	C25000-22500NW2	23	153	391,000	2.88	9	6.22	14	6.93	6.65
	C25000-22500NW2(PA)	1	6	17,000	0.13	0	0.00	1	6.00	6.00
	C25000-22500NW3	8	52	152,000	1.00	3	5.67	5	7.00	6.50
	C25000-22500NW3(PA)	1	5	19,000	0.13	1	5.00	0	0.00	5.00
	C25000-7500	1	9	23,000	0.13	0	0.00	1	9.00	9.00
	C40000NW2	1	6	19,000	0.13	0	0.00	1	6.00	6.00
	C40000NW3	4	18	84,000	0.50	1	5.00	3	4.33	4.50
	C5000	18	123	252,000	2.25	5	6.20	13	7.08	6.83
	C5000NW1(DATE)	13	114	130,000	1.63	5	8.20	8	9.13	8.77
	C5000NW4	5	38	65,000	0.63	1	6.00	4	8.00	7.60
	C7500	14	92	224,000	1.75	5	6.20	9	6.78	6.57
	C7500(DATE)	1	6	12,000	0.13	1	6.00	0	0.00	6.00
	C7500NW1(DATE)	4	26	48,000	0.50	2	6.50	2	6.50	6.50
	C7500NW2	64	535	704,000	8.00	28	7.68	36	8.89	8.36
	C7500NW3	56	413	728,000	7.00	26	7.19	30	7.53	7.38
	C7500NW4	3	23	45,000	0.38	2	8.00	1	7.00	7.67
	All CLM Classes	329	2346	4,837,000	41.19	130	6.83	199	7.33	7.13
MAIDEN CLAIMING										
	M15000(PA)	10	66	130,000	1.25	3	5.67	7	7.00	6.60
	M16000-14000	12	81	156,000	1.50	2	5.50	10	7.00	6.75
	M25000	8	64	120,000	1.00	1	7.00	7	8.14	8.00
	M25000-22500	8	54	120,000	1.00	3	5.67	5	7.40	6.75
	M40000	4	23	68,000	0.50	0	0.00	4	5.75	5.75
	M7500	70	620	700,000	8.75	26	8.77	44	8.91	8.86

Race Summary Report

From 05/21/2017 to 10/05/2017

Breed: TB Course: Both Sex: Both

Presque Isle Downs

State Bred: Included Sorted By: Race Type

Race Type	Race Class	Races	Horses	Purses	Percent Total	Long Races	Avg Long	Short Races	Avg Short	Overall Avg
	All MCL Classes	112	908	1,294,000	14.00	35	8.00	77	8.16	8.11
MAIDEN SPECIAL WEIGHT										
	M	63	502	1,701,000	7.88	22	7.50	41	8.22	7.97
	M(PA)	12	89	324,000	1.50	1	5.00	11	7.64	7.42
	All MSW Classes	75	591	2,025,000	9.38	23	7.39	52	8.10	7.88
STARTER OPTIONAL CLAIMING										
	C16000(DATE)	3	17	72,000	0.38	2	5.00	1	7.00	5.67
	C25000(DATE)	3	17	72,000	0.38	2	5.00	1	7.00	5.67
	All SOC Classes	6	34	144,000	.76	4	5.00	2	7.00	5.67
STAKES										
	STK	11	100	1,500,000	1.38	4	8.50	7	9.43	9.09
	STK(PA)	1	9	100,000	0.13	1	9.00	0	0.00	9.00
	All STK Classes	12	109	1,600,000	1.51	5	8.60	7	9.43	9.08
STARTER ALLOWANCE										
	STR/ALW16000	8	60	224,000	1.00	5	6.80	3	8.67	7.50
	STR/ALW16000orNW1/XMC	1	6	24,000	0.13	1	6.00	0	0.00	6.00
	STR/ALW5000	18	116	306,000	2.25	6	5.83	12	6.75	6.44
	STR/ALW7500	7	39	126,000	0.88	5	5.60	2	5.50	5.57
	All STR Classes	34	221	680,000	4.26	17	6.06	17	6.94	6.50
WAIVER CLAIMING										
	C12500-10000	2	13	34,000	0.25	1	6.00	1	7.00	6.50
	C12500-10000(PA)	1	6	17,000	0.13	0	0.00	1	6.00	6.00
	C12500-10000NW2(PA)	2	14	26,000	0.25	0	0.00	2	7.00	7.00
	C12500-10000NW3(PA)	2	13	30,000	0.25	1	5.00	1	8.00	6.50
	C16000-14000	5	35	100,000	0.63	1	6.00	4	7.25	7.00
	C25000-22500NW3	1	5	19,000	0.13	1	5.00	0	0.00	5.00
	C5000NW1(DATE)	18	154	180,000	2.25	4	9.25	14	8.36	8.56
	C5000NW2(DATE)	3	22	30,000	0.38	2	7.50	1	7.00	7.33
	C7500NW1(DATE)	5	40	60,000	0.63	1	7.00	4	8.25	8.00
	C7500NW2	4	29	44,000	0.50	0	0.00	4	7.25	7.25
	C7500NW2(DATE)	2	12	24,000	0.25	1	7.00	1	5.00	6.00
	C7500NW3	3	27	39,000	0.38	1	7.00	2	10.00	9.00
	C7500NW4	2	16	30,000	0.25	0	0.00	2	8.00	8.00
	All WCL Classes	50	386	633,000	6.28	13	7.31	37	7.87	7.72
	All Races	800	5895	14,747,000	100.00	309	6.97	491	7.62	7.37

Race Summary Report

From 05/21/2017 to 10/05/2017

Breed: TB Course: Both Sex: Both

State Bred: Excluded Sorted By: Race Type

Presque Isle Downs

Race Type	Race Class	Races	Horses	Purses	Percent Total	Long Races	Avg Long	Short Races	Avg Short	Overall Avg
ALLOWANCE										
	ALW	7	52	231,000	0.97	2	5.00	5	8.40	7.43
	ALWNNW1/XMC	10	70	280,000	1.39	9	7.11	1	6.00	7.00
	ALWNNW1/XMCorNW2	12	89	336,000	1.67	2	6.00	10	7.70	7.42
	ALWNNW2	8	55	224,000	1.11	2	5.50	6	7.33	6.88
	ALWNNW2/XMC	1	5	29,000	0.14	1	5.00	0	0.00	5.00
	ALWNNW3	13	82	377,000	1.81	6	6.17	7	6.43	6.31
	All ALW Classes	51	353	1,477,000	7.09	22	6.32	29	7.38	6.92
ALLOWANCE OPTIONAL CLAIMING										
	ALWNNW2/XMCorC40000	13	80	374,000	1.81	7	5.86	6	6.50	6.15
	ALWNNW2orC62500	8	60	224,000	1.11	4	8.00	4	7.00	7.50
	ALWNNW3/XMCorC62500	4	23	124,000	0.56	1	7.00	3	5.33	5.75
	All AOC Classes	25	163	722,000	3.48	12	6.67	13	6.38	6.52
BEATEN CLAIMING										
	C5000NW1(DATE)	38	280	380,000	5.29	21	6.86	17	8.00	7.37
	C5000NW1(DATE)orNW4	2	15	20,000	0.28	1	7.00	1	8.00	7.50
	C5000NW2(DATE)	33	264	330,000	4.59	11	8.36	22	7.82	8.00
	C7500NW1(DATE)	4	28	48,000	0.56	2	7.00	2	7.00	7.00
	C7500NW2(DATE)	15	109	180,000	2.09	6	6.17	9	8.00	7.27
	C7500NW2(DATE)orNW4	1	9	12,000	0.14	0	0.00	1	9.00	9.00
	All BCL Classes	93	705	970,000	12.95	41	7.17	52	7.90	7.58
CLAIMING										
	C12500-10000	13	84	221,000	1.81	4	6.25	9	6.56	6.46
	C16000-14000	20	131	400,000	2.78	9	6.33	11	6.73	6.55
	C16000-14000NW2	19	124	285,000	2.64	7	6.29	12	6.67	6.53
	C16000-14000NW3	15	90	255,000	2.09	4	6.50	11	5.82	6.00
	C25000-22500	11	74	253,000	1.53	0	0.00	11	6.73	6.73
	C25000-22500NW2	23	153	391,000	3.20	9	6.22	14	6.93	6.65
	C25000-22500NW3	8	52	152,000	1.11	3	5.67	5	7.00	6.50
	C25000-7500	1	9	23,000	0.14	0	0.00	1	9.00	9.00
	C40000NW2	1	6	19,000	0.14	0	0.00	1	6.00	6.00
	C40000NW3	4	18	84,000	0.56	1	5.00	3	4.33	4.50
	C5000	18	123	252,000	2.50	5	6.20	13	7.08	6.83
	C5000NW1(DATE)	13	114	130,000	1.81	5	8.20	8	9.13	8.77
	C5000NW4	5	38	65,000	0.70	1	6.00	4	8.00	7.60
	C7500	14	92	224,000	1.95	5	6.20	9	6.78	6.57
	C7500(DATE)	1	6	12,000	0.14	1	6.00	0	0.00	6.00
	C7500NW1(DATE)	4	26	46,000	0.56	2	6.50	2	6.50	6.50
	C7500NW2	64	535	704,000	8.90	28	7.68	36	8.89	8.36
	C7500NW3	56	413	728,000	7.79	26	7.19	30	7.53	7.38
	C7500NW4	3	23	45,000	0.42	2	8.00	1	7.00	7.67
	All CLM Classes	293	2111	4,291,000	40.77	112	6.93	181	7.38	7.21
MAIDEN CLAIMING										
	M16000-14000	12	81	156,000	1.67	2	5.50	10	7.00	6.75
	M25000	8	64	120,000	1.11	1	7.00	7	8.14	8.00
	M25000-22500	8	54	120,000	1.11	3	5.67	5	7.40	6.75
	M40000	4	23	68,000	0.56	0	0.00	4	5.75	5.75
	M7500	70	620	700,000	9.74	26	8.77	44	8.91	8.86
	All MCL Classes	102	842	1,164,000	14.19	32	8.22	70	8.27	8.26
MAIDEN SPECIAL WEIGHT										
	M	63	502	1,701,000	8.76	22	7.50	41	8.22	7.97
	All MSW Classes	63	502	1,701,000	8.76	22	7.50	41	8.22	7.97
STARTER OPTIONAL CLAIMING										
	C16000(DATE)	3	17	72,000	0.42	2	5.00	1	7.00	5.67
	C25000(DATE)	3	17	72,000	0.42	2	5.00	1	7.00	5.67

Race Summary Report

From 05/21/2017 to 10/05/2017

Breed: TB Course: Both Sex: Both

State Bred: Excluded Sorted By: Race Type

Presque Isle Downs

Race Type	Race Class	Races	Horses	Purses	Percent Total	Long Races	Avg Long	Short Races	Avg Short	Overall Avg
	All SOC Classes	6	34	144,000	.84	4	5.00	2	7.00	5.67
STAKES										
	STK	7	69	1,100,000	0.97	2	9.00	5	10.20	9.86
	All STK Classes	7	69	1,100,000	.97	2	9.00	5	10.20	9.86
STARTER ALLOWANCE										
	STR/ALW16000	8	60	224,000	1.11	5	6.80	3	8.67	7.50
	STR/ALW16000orNW1/XMC	1	6	24,000	0.14	1	6.00	0	0.00	6.00
	STR/ALW5000	18	116	306,000	2.50	6	5.83	12	6.75	6.44
	STR/ALW7500	7	39	126,000	0.97	5	5.60	2	5.50	5.57
	All STR Classes	34	221	680,000	4.72	17	6.06	17	6.94	6.50
WAIVER CLAIMING										
	C12500-10000	2	13	34,000	0.28	1	6.00	1	7.00	6.50
	C16000-14000	5	35	100,000	0.70	1	6.00	4	7.25	7.00
	C25000-22500NW3	1	5	19,000	0.14	1	5.00	0	0.00	5.00
	C5000NW1(DATE)	18	154	180,000	2.50	4	9.25	14	8.36	8.56
	C5000NW2(DATE)	3	22	30,000	0.42	2	7.50	1	7.00	7.33
	C7500NW1(DATE)	5	40	60,000	0.70	1	7.00	4	8.25	8.00
	C7500NW2	4	29	44,000	0.56	0	0.00	4	7.25	7.25
	C7500NW2(DATE)	2	12	24,000	0.28	1	7.00	1	5.00	6.00
	C7500NW3	3	27	39,000	0.42	1	7.00	2	10.00	9.00
	C7500NW4	2	16	30,000	0.28	0	0.00	2	8.00	8.00
	All WCL Classes	45	353	560,000	6.28	12	7.50	33	7.97	7.85
All Races		719	5353	12,809,000	100.00	276	7.06	443	7.69	7.45

2. Describe plans to improve class of horses in races for the successive calendar year.

Presque Isle Downs continues our practice of allotting stalls according to the trainers with horses that will fit into the racing program at Presque Isle Downs. The horsemen who participate in the race meet at Presque Isle Downs believe horsemen should run a better quality of horses for the purses we have the ability to offer. In the recent past, the foal crop has declined year over year as evidenced on the attached chart. However, as evidenced on the attached chart, foal crop numbers for 2016 and 2017 numbers virtually are the same.

As we entered the 2018 live racing season, PID employed Allan Plever as our new Racing Secretary. Allan comes with years of experience in the industry and a large networking base. Although we cannot quantify the number of new owners/trainers that have brought horses to the grounds in 2018, we are seeing new faces and horses on the backside and writing our cards accordingly in satisfaction of the horsemen and the continued attempt to improve the class of horses they will bring.

**Part V
Residence**

- 1. Furnish documentation of how the introduction of slot machine gaming at the licensed racetrack has enhanced live racing by increasing the number of PA residents participating in the Commonwealth's racing industry throughout the calendar year. Please include the following:**

- A. Number of PA Residents participating at the track as owners and trainers.**

In 2017 there were 182 PA Residents participating at the track as owners and trainers out of 1001, owners and trainers.

- B. Percentage of the whole that PA residents contribute to the total number of owners and trainers.**

18.18% of the registered owners and trainers participating at Presque Isle Downs in 2017 were PA Residents.

- C. Total purse earnings of PA residents at track of owners (as determined by address of stable or lead owner) and trainers.**

Total earned by PA residents in 2017 was \$4,481,465 or 41.09%

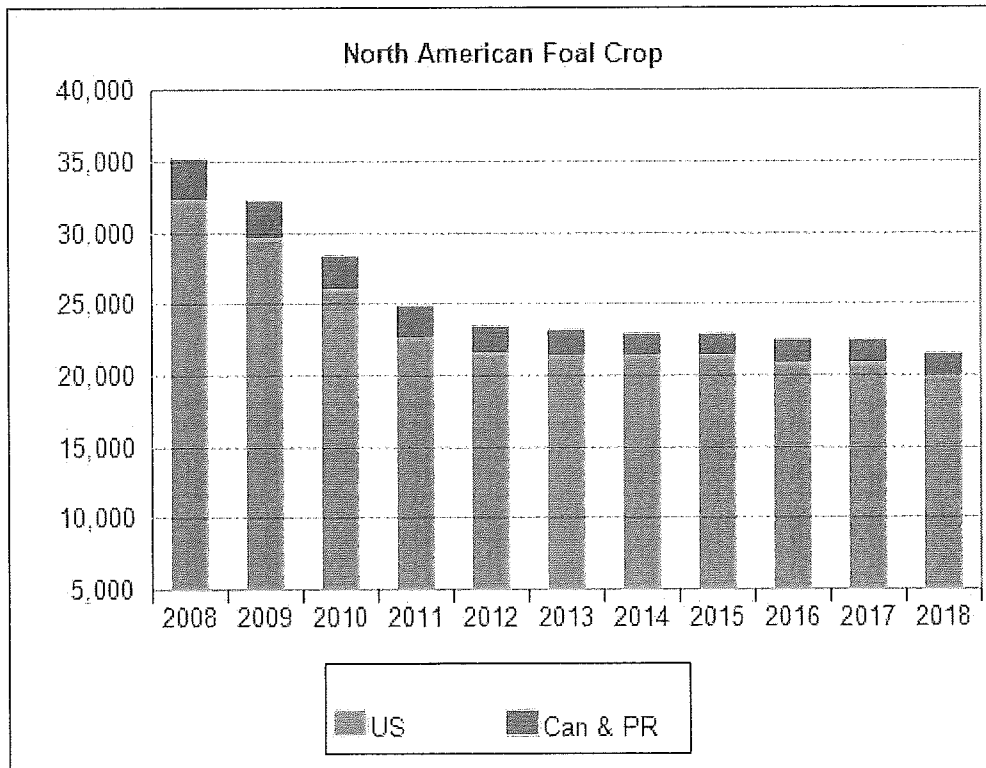
- D. Estimated amount of purse earnings of non-PA residents stabling horses at the track.**

Estimated total earned by non-PA residents stabling horses at Presque Isle Downs in 2017 was \$10,906,595.00

- 2. Provide strategy to increase the participation of Pennsylvania residents in the PA racing industry for the successive calendar year.**

The Breeders Association has created Commercials promoting Ownership and Breeding in PA. We plan to show these commercials in our mutuels area in hopes that some of the players will want to go to take the next step. We also plan to encourage PA residents who already own horses to race their horses at Presque Isle Downs. Hopefully the purses offered along with PA Bred restricted races offered and additional owner bonus will help to entice additional owners/trainers to move to the Erie area to race in the future. We will promote PA restricted races in advertising and on our website.

ANNUAL NORTH AMERICAN REGISTERED FOAL CROP



Annual North American Registered Foal Crop

Year	United States	Percent Change	Canada	Puerto Rico	Total North American	Percent Change
1990	40,333	-8.2	3,193	617	44,143	-7.5
1991	38,151	-5.4	3,025	628	41,804	-5.3
1992	35,051	-8.1	2,777	610	38,438	-8.1
1993	33,822	-3.5	2,713	605	37,140	-3.4
1994	32,118	-5.0	2,591	632	35,341	-4.8
1995	31,884	-0.7	2,446	653	34,983	-1.0
1996	32,243	1.1	2,397	726	35,366	1.1
1997	32,119	-0.4	2,284	740	35,143	-0.6
1998	32,947	2.6	2,340	734	36,021	2.5
1999	33,844	2.7	2,435	650	36,929	2.5
2000	34,728	2.6	2,465	562	37,755	2.2
2001	34,721	-0.0	2,590	590	37,901	0.4

2002	32,986	-5.0	2,468	524	35,978	-5.1
2003	33,976	3.0	2,576	515	37,067	3.0
2004	34,800	2.4	2,615	534	37,949	2.4
2005	35,050	0.7	2,788	527	38,365	1.1
2006	34,905	-0.4	2,643	556	38,104	-0.7
2007	34,358	-1.6	2,546	595	37,499	-1.6
2008	32,332	-5.9	2,382	560	35,274	-5.9
2009	29,612	-8.4	2,323	429	32,364	-8.2
2010	25,954	-12.4	2,118	347	28,419	-12.2
2011	22,653	-12.7	1,991	295	24,939	-12.2
2012	21,466	-5.2	1,782	290	23,538	-5.6
2013	21,425	-0.2	1,533	284	23,242	-1.3
2014	21,396	-0.1	1,285	287	22,968	-1.2
2015	21,421	0.1	1,298	217	22,936	-0.1
2016	20,900*	-2.4	1,350*	250*	22,500*	-1.9
2017	20,900*	0.0	1,375*	225*	22,500*	0.0
2018	19,925*	-4.7	1,375*	200*	21,500*	-4.4

* Estimated figures

Foal crops are estimated against Reports of Mares Bred, scheduled to be filed by Aug. 1 of each breeding season. Foal registration is to be completed within 12 months of the birth of the foal. However, late registration is available for additional fees, making actual foal crop counts impractical before Dec. 31 of the crop's 2-year-old year, the time by which the vast majority of the foal crop has been registered.

Source: The Jockey Club